

Free Crochet Pattern: Waterfall Scarf



Size:



Scarf: 19x230cm=7x91 inches

Materials used:

- 383 yards worsted weight yarn:
 - 1x Action Cake Swirlz (100% acrylic, 350m/200g or 383yd/7.05oz)
- Crochet hook 6.0mm/J
- Darning needle
- Scissors

Difficulty:

★☆☆☆☆

Abbreviation:	Stitch:	Symbol:
Ch	Chain	
Chspc	Chainspace	
Dc	Double crochet	

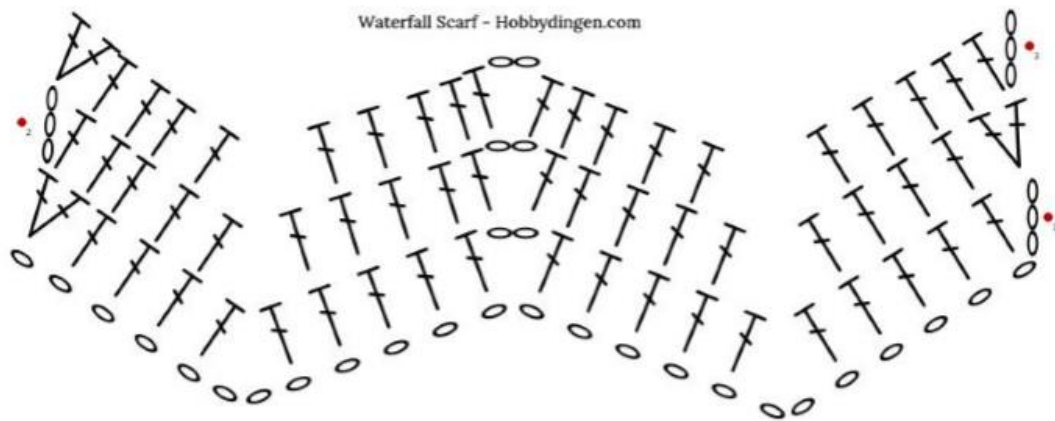
The pattern:

Row 1: Ch27, 1dc in 4th ch from crochet hook, 4dc, skip 2ch, 5dc, ch2, 5dc, skip 2ch, 4dc, 2dc in last ch, turn.

Row 2: Ch3, 1dc in 1st dc, 4dc, skip 2dc, 4dc, 1dc+ch2+1dc in chspc, 4dc, skip 2dc, 4dc, 2dc in 3rd ch, turn.

Repeat row 2 until scarf is long enough.

Chart:



Finishing touches:

Weave in all ends.

Have fun!

If you have any questions please send us a message.

E-mail: info@hobbydingen.com

Website: www.hobbydingen.com

Facebook: www.facebook.com/hobbydingen

Instagram: @hobbydingen or www.instagram.com/hobbydingen

Share your creation with #hobbydingen on social media!

Free Crochet Pattern: Waterfall Scarf | ©Hobbydingen.com

All rights reserved. This pattern is for personal use only. The pattern or parts of the pattern may not be shared or distributed without permission.